

SMT CAPTIVE SCREW

- Designed for hand operation.
- Fast positioning device that does not require extra tools.
- Color management for plastic material is available.
- Plastic knob can isolate ambient heat source and static.

29 SERIES SMT Captive Screw Ø18mm Patented.



Material and Finish

Knob :
6000 Series Aluminum, Plastic.

Screw :
Carbon Steel, Zinc Finish.

Spring :
300 Series Stainless Steel, Natural Finish.

Ferrule :
Carbon Steel, Tin Finish.

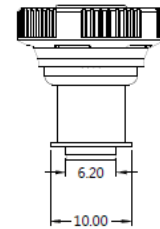
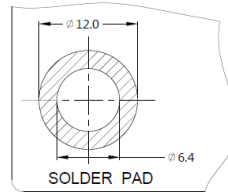
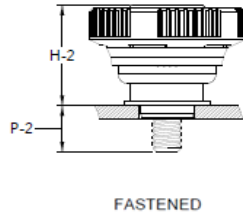
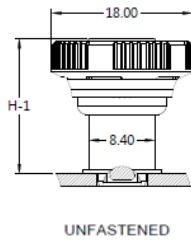
REEL



■ Recess Style

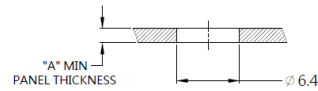
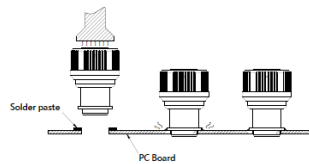
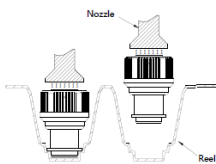


■ Knob High and Screw Projection



■ Installation Style

■ Installation



PANEL PREPARATION

■ Knob Color Options



■ Dimensions(mm)

THREAD	OUTER PANEL DIMENSIONS		SCREW PROJECTION			KNOB HEIGHT	
	A MIN	A MAX	T	P-1	P-2	H-1	H-2
M3.5	1.6	-	16.5	0	4.1	17.3	12.4
#6-32	1.6	-	16.5	0	4.1	17.3	12.4
M3	1.6	-	16.5	0	4.1	17.3	12.4