
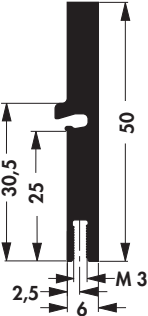
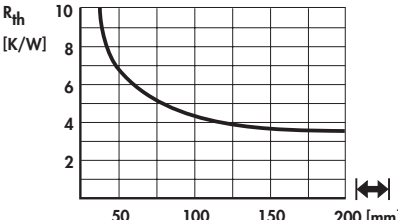


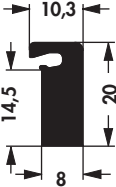
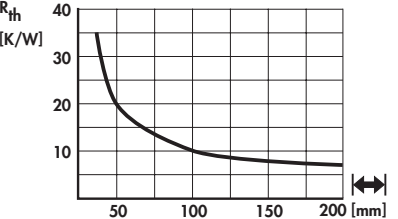


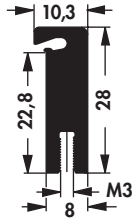
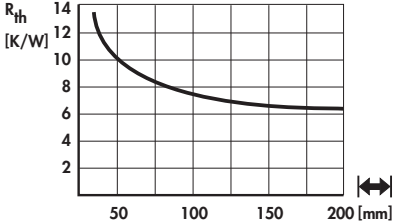


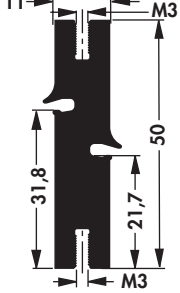
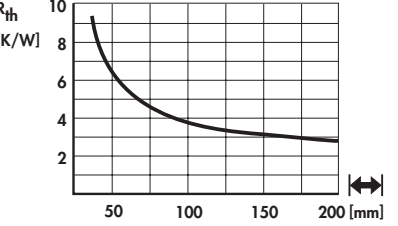


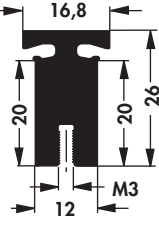
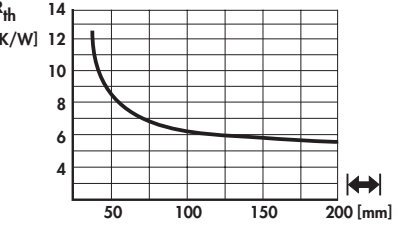



Extruded heatsinks for lock-in retaining spring

art. no. SK 575 ...			
please indicate: ...  25 37.5 50 75 84 100 1000 mm			
art. no. SK 512 ...			
please indicate: ...  25 50 100 1000 mm			
art. no. SK 480 ...			
please indicate: ...  25 37.5 50 75 84 100 1000 mm			
art. no. SK 490 ...			
please indicate: ...  37.5 50 75 84 100 1000 mm			
art. no. SK 492 ...			
please indicate: ...  25 37.5 50 75 84 100 1000 mm			

please note: profile threads → A 5

Mounting parts for heatsinks → E 49 – 50

Insulating caps → E 51

Mounting pads → E 46

Lock-in retaining spring for transistors → A 119 – 121

→ E 49 – 50

→ E 51

→ E 46

→ A 119 – 121

Heatsinks for PCB

Profiles for PCB components

Heatsinks with threaded rail

Technical introduction

→ A 89

→ A 91

→ A 93

→ A 2 – 8

A 84

A

B

C

D

E

F

G

H

I


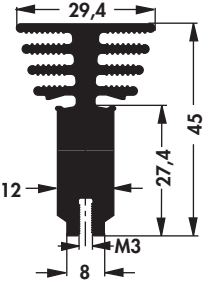
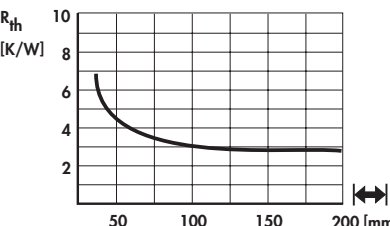

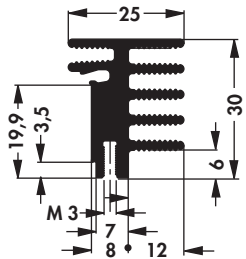
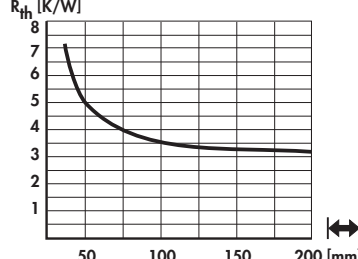

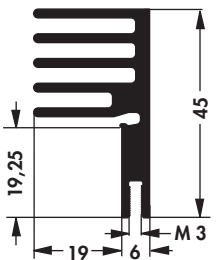
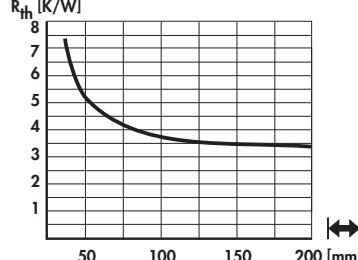

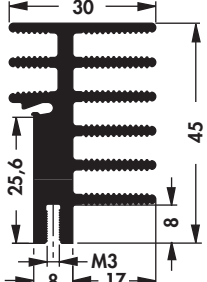
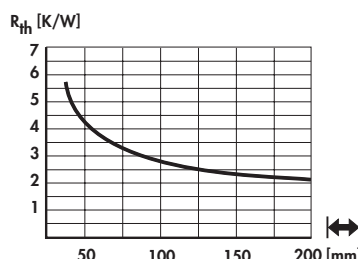
K

L

M

N


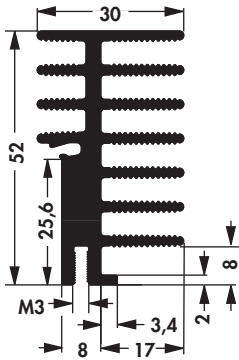
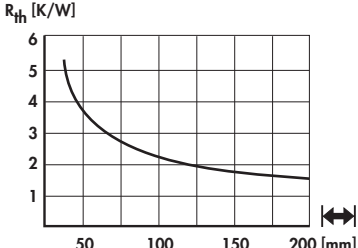
Extruded heatsinks for lock-in retaining spring

<p>art. no.</p> <p>SK 489 ...</p>			
<p>please indicate: ... $\left[\begin{array}{c} \text{---} \\ \text{---} \end{array} \right]$</p> <p>25 37.5 50 75 84 100 1000 mm</p>			
<p>art. no.</p> <p>SK 573 ...</p>			
<p>please indicate: ... $\left[\begin{array}{c} \text{---} \\ \text{---} \end{array} \right]$</p> <p>25 37.5 50 75 84 100 1000 mm</p>			
<p>art. no.</p> <p>SK 576 ...</p>			
<p>please indicate: ... $\left[\begin{array}{c} \text{---} \\ \text{---} \end{array} \right]$</p> <p>25 37.5 50 75 84 100 1000 mm</p>			
<p>art. no.</p> <p>SK 481 ...</p>			
<p>please indicate: ... $\left[\begin{array}{c} \text{---} \\ \text{---} \end{array} \right]$</p> <p>25 37.5 50 75 84 100 1000 mm</p>			


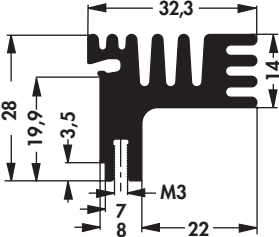
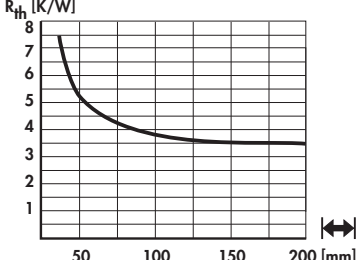
please note: profile threads → A 5

Extruded heatsinks for lock-in retaining spring


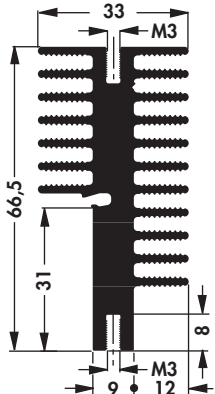
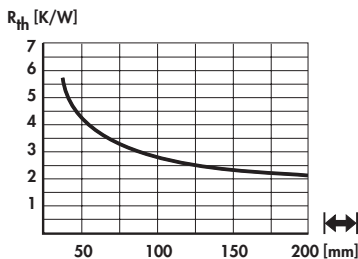
A

art. no.			
SK 514 ...			


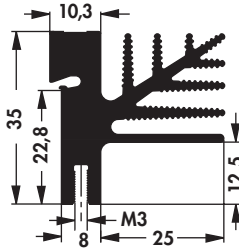
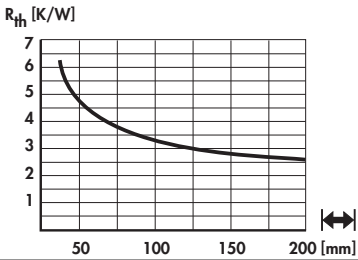
please indicate: ... $\left[\begin{array}{c} \text{---} \\ \text{---} \end{array} \right]$
 25 37.5 50 75 100 1000 mm

art. no.			
SK 574 ...			

please indicate: ... $\left[\begin{array}{c} \text{---} \\ \text{---} \end{array} \right]$
 25 37.5 50 75 84 100 1000 mm

art. no.			
SK 589 ...			

please indicate: ... $\left[\begin{array}{c} \text{---} \\ \text{---} \end{array} \right]$
 25 37.5 50 75 84 100 1000 mm

art. no.			
SK 482 ...			

please indicate: ... $\left[\begin{array}{c} \text{---} \\ \text{---} \end{array} \right]$
 25 37.5 50 75 84 100 1000 mm

please note: profile threads → A 5

B

C

D

E

F

G

H

I


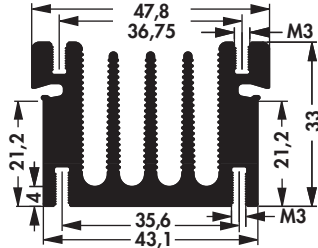
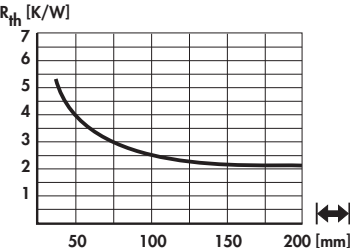

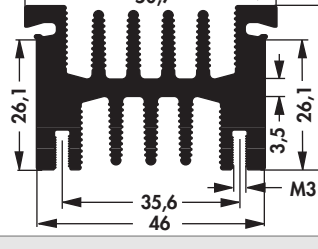
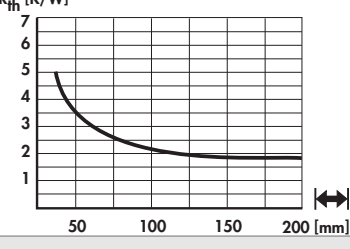

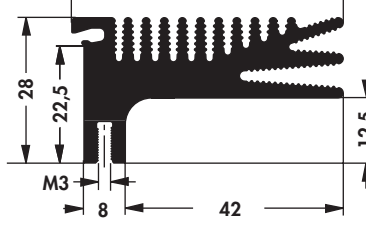
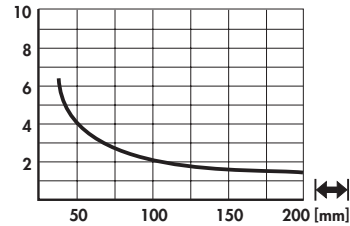

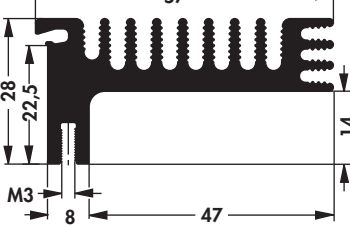
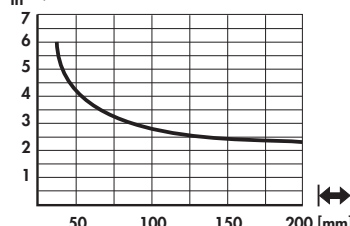

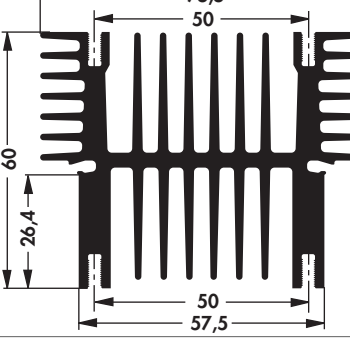
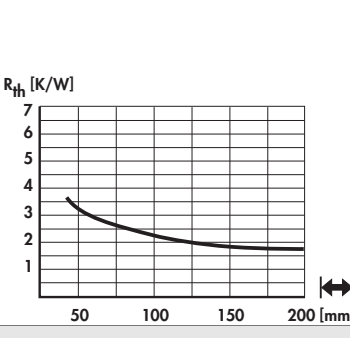
K

L

M

N


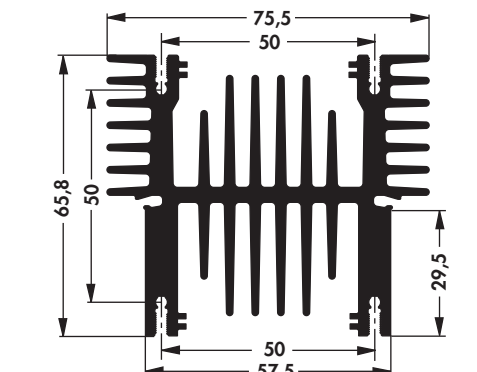
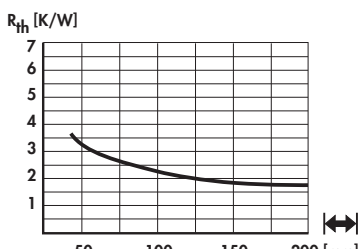
Extruded heatsinks for lock-in retaining spring

<p>art. no.</p> <p>SK 495 ...</p> <p>please indicate: ...</p>			
<p>25 37.5 50 75 100 1000 mm</p>			
<p>art. no.</p> <p>SK 499 ...</p> <p>please indicate: ...</p>			
<p>25 37.5 50 75 100 1000 mm</p>			
<p>art. no.</p> <p>SK 487 ...</p> <p>please indicate: ...</p>			
<p>25 37.5 50 75 84 100 1000 mm</p>			
<p>art. no.</p> <p>SK 483 ...</p> <p>please indicate: ...</p>			
<p>25 37.5 50 75 84 100 1000 mm</p>			
<p>art. no.</p> <p>SK 593 ...</p> <p>please indicate: ...</p>			
<p>25 37.5 50 75 84 100 1000 mm</p>			

please note: profile threads → A 5

Extruded heatsinks for lock-in retaining spring


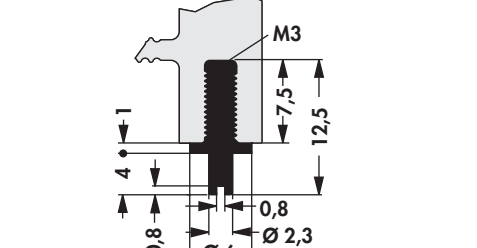
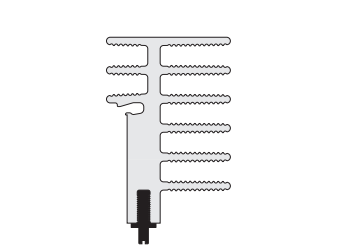
A

<p>art. no.</p> <p>SK 617 ...</p>			
<p>please indicate: ... $\left[\text{mm} \right]$</p> <p>25 37.5 50 75 84 94 100 1000 mm</p>			

please note: profile threads → A 5

Screw-in solder pin ELS 3

- screw in solder pin made of brass
- easy mounting
- secure hold
- surface coating suitable for soldering
- suitable for all heatsinks with M3 profile thread
- position in the threaded channel as required
- specific designs upon customer's request

<p>art. no.</p> <p>ELS 3</p>			
-------------------------------------	--	---	--

B

C

D

E

F

G

H

I

K

L

M

N